




*A Hip Vent Ideal For Roofs With Little or No Ridge*



*Air Vent, the industry leader in residential attic ventilation, has a shingle-over Hip exhaust vent – The **Hip Ridge Vent**. It provides exhaust along the roof's hip allowing maximum airflow and uniform air movement throughout the attic space.*

*Designed by Air Vent engineers based on feedback from industry professionals during Air Vent's Ask the Expert™ seminars, The Hip Ridge Vent gives roofing professionals another option besides power fans for today's increasingly popular roofs with little or no horizontal ridges.*

- Patented technology
- Hip Ridge pitch should be 3/12 or greater
- Uni-directional construction allows for easy installation
- Made of high quality crush resistant co-polymer resin
- 12 square inches of Net Free Area per linear foot
- Ten 4-foot pieces per carton
- Lifetime Limited Warranty and a 5-year Replacement Plus™ Protection



*The Hip Ridge® Vent has a low profile, shingle-over design that blends in with the hip of the roof. Once installed the Hip Ridge Vent is almost invisible from the ground.*

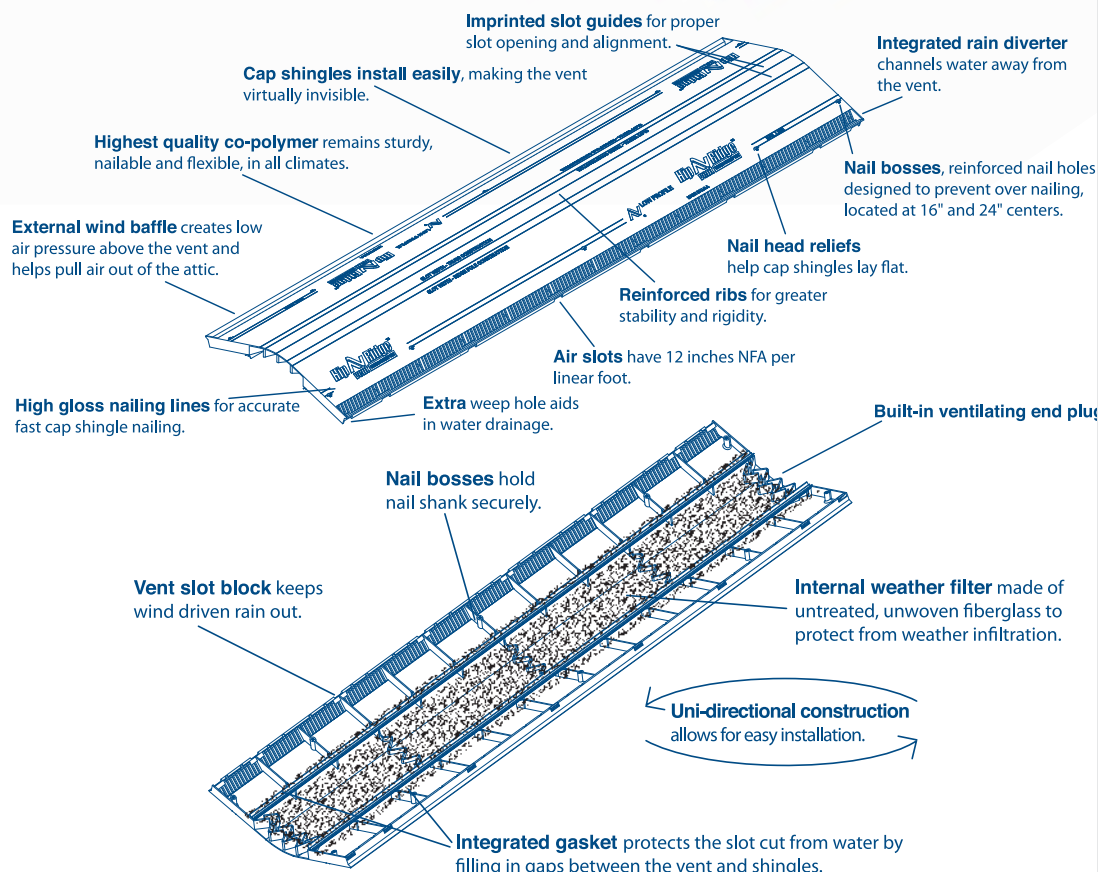
*Designed with an integrated gasket, external baffle and internal weather filter; Hip Ridge Vent delivers superior attic ventilation and weather protection. It can be installed with confidence in all climates. Here's how it works:*

- Integrated rain diverter channels water away from vent
- Integrated gaskets provide a second line of defense against water infiltration
- The external wind baffle directs airflow up and over the vent, creating an area of low pressure over the vent openings, pulling air out of the attic
- The external wind baffle also deflects rain and snow over the vent, protecting the roof and attic from weather infiltration
- An internal weather filter helps trap fine snow before it can enter the attic, and protects against dust and insect intrusion



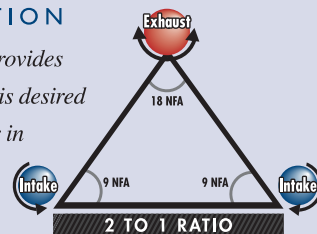


## FILTERED SHINGLE-OVER HIP RIDGE VENT WITH GASKETS FOR ADVANCED PROTECTION FROM THE ELEMENTS




## THE BALANCED SYSTEM® FOR ATTIC VENTILATION

Research has shown that the best way to ventilate an attic is with a system that provides continuous airflow along the entire underside of the roof sheathing. Achieving this desired airflow requires a balanced system of intake ventilation low at the roof's edge or in the soffit/undereaves and exhaust ventilation at the hip or ridge. A balanced system can help fight excess heat and moisture before they become serious problems.



Air Vent's intake vent The Edge™ Vent balances with a variety of exhaust vents. And it's easy to install. Edge Vent features include:

- Shingle-over, edge-of-roof installation
- 9 square inches of Net Free Area per linear foot
- 3 levels of weather protection— patented internal baffles, internal weather filter and patented drainage system



4117 Pinnacle Point Drive, Suite 400, Dallas, TX 75211  
800-AIR-VENT (247-8368)  
www.airvent.com • ventilation@gibraltar1.com

## THE BENEFITS OF HIP VENTILATION



Air movement is the key to efficient ventilation to help eliminate damaging conditions in your attic. Hip vents provide constant airflow along the underside of the roof to help remove heat and moisture.



Attic and roof temperatures can soar as high as 160 degrees in the summer. This over heated air can damage roof structures and shingles, as well as increase cooling costs in the home. Hip ventilation can create an air-flow to remove this over heated air.



Excess moisture can be as damaging as too much heat. In today's tightly constructed homes, moisture can accumulate in the attic causing mold, mildew and wood rot. Hip vent systems work year round to ventilate the attic.



Heat and moisture combine to damage shingles, trusses, rafters, roof deck and painted surfaces. Hip ventilation can help extend the life of shingles and the roof structure.



## Lifetime Warranty and 5-year Replacement Plus™ Protection

The Hip Ridge Vent is backed by a limited lifetime, transferable warranty and is covered by 5-year Replacement Plus™ Protection. Replacement Plus provides reimbursement for all labor costs incurred in removing any defective vent and installing the vent replacement in addition to the replacement product itself. That's protection you can count on.